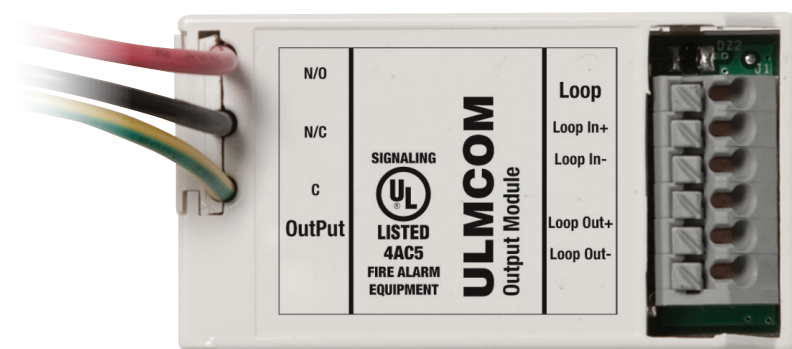


ULMCOM - UL micro single channel output unit



An extensive range of interfaces are available to support the Eaton range of UL intelligent addressable control panels, providing solutions for most design requirements.

The UL single channel output unit (ULMCOM) is an extremely compact unit ideal for incorporation in to external equipment and suitable for switching low voltages (24V dc at 1A maximum).

This unit incorporates a set of non latching relay contacts and is suitable for switching HVAC control circuits, plant shutdown control circuits, fire door closure etc.

The ULMCOM is identified by the panel as an input / output unit, with a maximum of 20 units permitted per loop.

Features and benefits

- Soft addressed
- Integral short circuit isolator
- Single address
- Non latching changeover relay contacts
- Suitable for switching low volts control gear
- Optional variant: ULMCOM-S
- Quick and simple to install
- No hard addressing required (plug and play)
- Compact size

Optional variant

The ULMCOM-S is identified by the panel as a sounder and resets on silence. The maximum number of ULMCOM-S units per loop is 60, and is counted towards the total number of sounders on the loop.

Specifier's guide

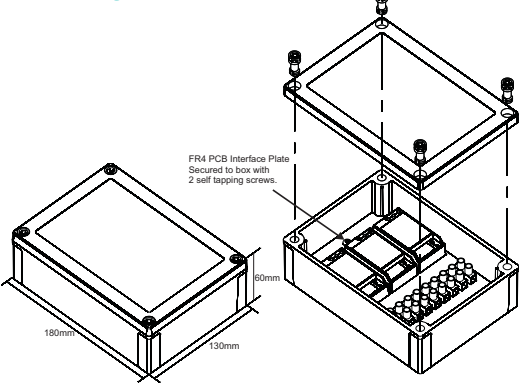
3.6 Micro interfaces

Technical specification

Code	ULMCOM and ULMCOM-S
Description	Single channel output units
Standards	UL864 9th edition
Signalling line circuit (Style 7, Class A, Supervised, Power Limited)	
Current	0.322mA (max)
Output relay (supervisory programmable)	
Switching voltage	24V dc to 30V dc
Contact rating	1A Resistive, pf=1 (max)
Max line impedance	16Ω
Power factor	1
Environmental	
Operating temperature	0°C to 49°C
Humidity (non condensing)	0 to 93 %RH
Physical	
Dimensions (H x W x D)	65mm x 35mm x 18.5mm
Weight	0.05kg
Ingress protection	IP40
Compatibility	
Suitable for use with	Eaton UL fire systems

Notes:
No addressing of the interface is required (see control panel operation for details).

Mounting details (back box)



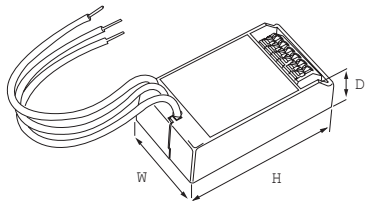
Installation

1. Fit the unit in position in accordance to the mounting details.
2. Connect the unit according to standard connections.
3. Up to 3 units can be fitted inside a micro module box unit.

Operation

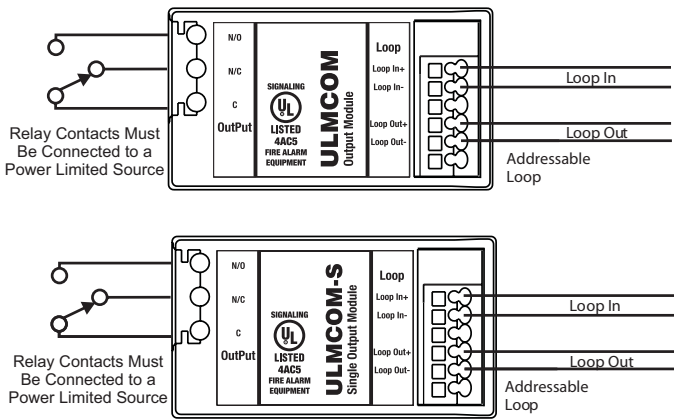
Normal standby / alarm

Dimensions



H (mm)	W (mm)	D (mm)
65	35	18.5

Standard connections



- Notes:**
1. Output relay are volt-free contacts and are not monitored.
 2. Recommended cable type FPLP (plenum cable), type FPLR (riser cable), or type FPL.

Description	SLC field wiring (input)	Single channel output
Wiring gauge	12 Max AWG	12 Max AWG
Wiring class	Class A, Style 7	-
Ground fault impedance	0.1Ω	-
Supervised, power limited	Yes	Yes

Catalogue numbers

Description	Code
Micro single channel output unit (recognised as output unit)	ULMCOM
Micro single channel output unit (recognised as sounder)	ULMCOM-S
Micro module box unit (empty box)	ULBU