

# Passive Repeater Panel DF6000PR



simple user interface



DF6000PR passive repeater panel



2 x 40 backlit LCD display and 6 supervisory LED's

## Overview

The DF6000PR is a cost effective passive repeater panel which can be programmed via its informative display to be either fully passive (display only) or semi passive (restricted system control).

When loop connected the repeater panel will display the system information text of the connected control panel and will provide a fire indication, with panel number, of any connected network control panel that has fire activation.

The DF6000PR repeater panel only requires programming with local text information.

In addition to the repeater panels main menu driven 2 x 40 backlit LCD display, which provides system status information, it also has 6 supervisory LED's (Power On, Alarm, Trouble, Supervisory, Test In Progress, and Scroll).

## Features

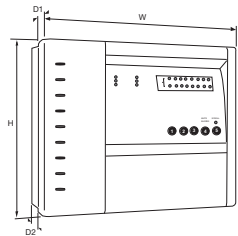
- Up to 20 repeaters can be connected to the loop
- 2 x 40 backlit LCD display and 6 supervisory LED's
- Compact size
- Can be surface or semi-recessed mounted

## Benefits

- Menu driven easy to operate
- Simple connection to panel loop circuit reduces wiring and installation time
- Distance run up to 2km from main panel without additional cable and equipment, saving cost

# Intelligent Addressable Passive Repeater Panel - DF6000PR

## Dimensions

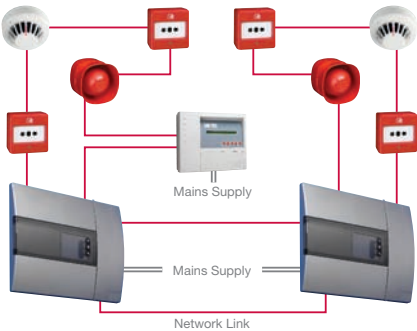


H (mm)	W (mm)	D1 (mm)	D2 (mm)
270	332	45	47

## Technical Specification

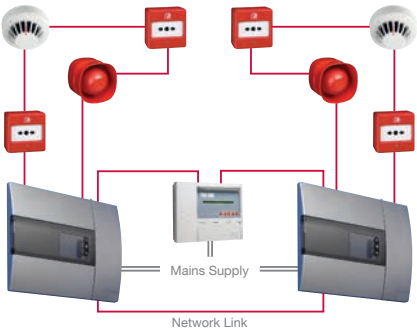
Code	CF30000PR
Description	Passive repeater panel
Standards	EN54 Pt4
Specification	
Mains Input Voltage	230V ac 10% / -15%
Operating Voltage	24V dc
System Indicators	Power on, fire, fault, test, disable and scroll
System Controls	Silence alarms, evacuate and reset
Input Ports	RS232 (for connection of programmer)
Battery	1 x 12V 3.2Ah
Standby Duration	24 hours
Environmental	
Operating Temperature	-25°C to +40°C
Humidity (Non Condensing)	0 to 75% RH
Physical	
Construction	PC/ABS
Colour	Light Grey
Dimensions (H x W x D)	332mm x 270mm x 92mm
Weight	3.6kg
Ingress Protection	IP30
Compatibility	
Suitable for use with	Menvier intelligent addressable fire systems

## Loop Connected



**Note:** In this configuration the repeater would give 'text' information for the panel that is on the loop, but only address number for the other panel on the network.

## Network Connected



## Installation

1. Wall mounted by means of 4 fixing screws.
2. Cable entry at top or back.
3. 12 top entry gland holes with push out blanking plugs.
4. 4 separate rear access cable entry facilities.
5. Local mains supply required.

## System Functionality

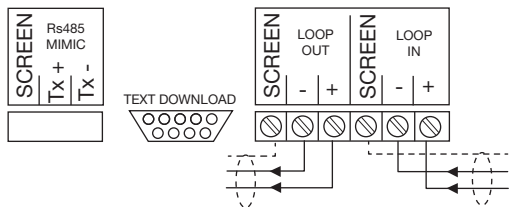
1. Panel operates in either normal, supervisor or engineer mode.
2. Supervisor and engineer modes are accessed via 4 digit pass codes.
3. Supervisor mode allows silence, evacuate and reset commands to be sent to host panel (loop connected) or to network (network connected).
4. Engineer mode enables password to be changed if required and allows access to text download menu
5. When connected to network, all text is transmitted via network, changes to other network panels update automatically.

6. When connected to a detector loop, text for host is downloaded to repeater and updated manually as required.
7. Zonal fire and fault indication is by means of 2 x 40 character LCD display.

## Device Overview

1. Panel can be connected to either the detection loop of a single panel or to a network as part of a networked system.
2. Supplied with integral power supply and standby battery.

## Standard Connection



## Product Codes

Code	Description
DF6000PR	Intelligent addressable passive repeater panel, loop connected
DF6000PRNC	Intelligent addressable passive repeater panel, network connected